


MINOLTA XK

Electronic, automatic exposure SLR





MINOLTA XK UNPRECEDENTED AND UNAPPROACHED IN ALL OF PHOTOGRAPHY

Electronic photography is what the Minolta XK is all about. It presents accomplished amateur and professional photographers with an uncommon combination: Automatic exposure, electronically-timed shutter, and interchangeable viewfinders all in one incomparable 35mm SLR.

Thanks to miniature built-in electronics, photography has never been more spontaneous, or more accurate. Eye to the camera, your undivided attention focuses on the image that appears in the finder. Set only the lens and the XK responds unerringly with the singular shutter speed appropriate to the conditions at hand.

The XK is clearly a substantial departure from what has gone before. Yet it does not forsake its own heritage.

The smooth, fast feel so typical of Minolta cameras remains. And the XK is compatible with every Rokkor Lens ever made. All appropriate accessories for Minolta SLR cameras will also fit the XK. And new Rokkor-X Lenses and accessories have been developed together with the camera creating a back-up system that goes on and on.

Photography with the XK is a completely different experience. Examine the camera thoroughly and see if you don't agree.





minolta

XK

3700103

MINOLTA

50 mm
1:1.4

PG
MC ROKKOR-X

LENS MADE IN JAPAN

THE OPTIMUM XK


Minolta's XK has the potential and built-in versatility to make it the precisely correct camera to use in any situation. But the most complete XK uses the Auto Electro Finder, providing automatic exposure. Just set the lens opening, and the shutter speed is controlled and set electronically.

Exposure Nerve Center

The XK's electronic exposure system is contained in the Auto Electro Finder. The Contrast Light Compensator meter using light sensitive CdS cells is located in the finder, measuring light through-the-lens at full aperture.

Also built into this finder is all the circuitry necessary to electronically time and release the shutter. Special circuits calculate the film sensitivity, lens aperture, plus other critical factors, combining these with CLC light measurement determining exposure. Now complete, this information is held in the finder's electronic IC memory. During the actual instant of exposure, the memory circuit releases the precise current required to the electronically controlled shutter. These impulses travel along internal micro circuits of the XK body

to the shutter release mechanism, timing shutter speed precisely. The entire process takes place in a fraction of a millisecond allowing continual change of exposure inputs, right up to the instant the mirror snaps up and the exposure is made.



THE OPTIMUM XK

Electronic Shutter Speeds

Perfectly-timed shutter speeds in the XK extend from 16 full seconds to an incredible 1/2000 of a second, a speed fast enough to capture anything your eye is capable of tracking. Throughout this entire range, all speeds are electronically accurate.

When the camera is set in automatic mode, there are no restrictions whatsoever. Electronic stepless speeds



then start at 4 seconds and run to the top speed of 1/2000 of a second for pinpoint correctness at any speed within these two extremes. Shutter speed is free to vary, unburdened by the normal incremental limitations imposed by most mechanically adjusted shutters.

The advantages of electronic timing are far-reaching, and you will discover them in situations where handling speed and exposure accuracy are of the essence. This is when the XK is at its ultimate best, and this is when you'll appreciate it most.

Inside the Finder

Displayed inside the finder are all things necessary to monitor exposure: shutter speed scale, the aperture at which the lens is set, and appropriate indicators. Also visible is the Light-Emitting-Diode exposure warning signal which pulsates when exposure conditions fall below the meter's lower operating limits. The finder is unusually bright from side to side, corner to corner, and presents a complete, clear view of the subject area. Even most eyeglass wearers will be able to examine the entire field of view without averting their eye.

8



2000
1000
500
250
125
60
30
15
8
4
2
1
B
X

THE OPTIMUM XK

More About the Auto Electro Finder

For photographic effect, a thumb controlled Auto Exposure Override Control may be engaged. This control makes it possible to under or over-expose a picture a maximum of plus or minus two EV by continuously varying the shutter speed. If, for example, the correct exposure indicated is 1/125 then the speed with the override could vary from 1/30 to 1/500 as you prefer.

In addition to completely automatic operation, the Auto Electro Finder also allows you to set exposure by using the conventional match needle method. These speeds, too, are electronically controlled for exact timing.

A unique system is used to activate the Auto Electro Finder's exposure control systems. Called Auto-Senswitch, the strip on the XK body responds to the touch of your hand, switching on the finder as soon you grasp the camera, and shutting it off when the camera is released. An auxiliary switch, located on the finder, is used when the camera is not hand held.





XK HIGHLIGHTS

8


Titanium Shutter Curtains

In addition to electronic control, the XK shutter is uncommon in still another way. The curtains themselves are constructed of titanium, a special metal that can be rolled to amazing thinness. Titanium curtains are superior in resisting the damaging effects that adverse climates can have on conventional materials. Consequently, the XK's shutter curtains maintain reliability even under conditions of extreme cold, heat and humidity.



Film Advance Lever

For improved handling, the film advance lever rotates on precision bearings. The operation is distinct and even while imparting a genuine feeling of smoothness. Comfortably cushioned, the lever swings out 20° before engagement. A further 110° stroke advances the film and cocks the shutter. Several short strokes or a single stroke will accomplish this function.



Minolta SLR Bayonet Lens Mount

This is the same famous method of mounting lenses that Minolta has used for over 15 years. To guarantee a lasting precision fit, lenses seat against a stainless steel flange. Mounting is accomplished by inserting and twisting the lens 54° in a single, smooth-flowing motion. No other adjustments are required. And simply installing the lens automatically sets the proper metering mode—full aperture through-the-lens with MC Rokkor-X Lenses, or stop down with Rokkors that are not meter coupled.



Multiple Exposures

The procedure for taking accurate multiple exposures is the picture of simplicity with the XK. Merely depressing the film advance release permits the shutter to be cocked without moving the film forward to the next frame. The film remains motionless, holding its position exactly, regardless of how many exposures are made on a single frame.



XK HIGHPOINTS

10

Film Speed Range

The Minolta XK accepts every type of 35mm film that is now commercially available. The speed range selection extends from ASA 12 to ASA 6400, a choice flexible enough to accommodate every photographic task imaginable.

Oversize, Quick-Return Mirror



The XK's reflex mirror is sufficiently large to avoid image cutoff even when extreme perspectives are desired. This includes very long telephoto shots and highly-magnified close-ups. An independent mirror lock-up switch is also provided. This switch doubles as a depth-of-field preview button.

Batteries and Battery Checker

Only three volts of electric current are necessary for the XK's electronic shutter and exposure control systems. Power is derived from a pair of tiny silver-oxide batteries. The battery chamber is located in the base of the camera to make installing a fresh pair a simple, uncomplicated process. Silver-oxide batteries are generally superior to other types and can be used at lower temperatures.

A battery checker switch with signal light is located on the left side of the camera body.

Battery failure is unlikely. Yet should it occur, there is a mechanism built into the XK which permits you to continue shooting without battery power. You have the option of turning to the non-electronic speed of "X" which is 1/100 of a second ("B" setting is also non-electronic).




X Synchronization

By positioning the shutter speed dial at "X" the shutter synchronizes with electronic flash units at a very rapid 1/100 of a second. This speed is non-electronic and does not require battery power.

There is only one receptacle for cord contact flash units. For X or FP synchronization, a switch is provided.

Cordless Flash Contact

For cordless flash units, a "Hot Shoe" contact is incorporated into the XK. Minolta's flash mount accessory holder provides the direct connection for flash synchronization.



XK Standard Lenses

For the XK, you have three, newly-designed standard Rokkor-X Lenses to select from. Each has a new waffle pattern focusing grip for easy handling while shooting.

The most demanding photographer will probably choose the 58mm F1.2. The most popular normal lens is the 50mm Rokkor-X with a maximum aperture of F1.4. An alternative to this would be the 50mm F1.7. Regardless of which basic lens you may prefer, all are made with the same commitment to exceptional optics and all have Minolta's exclusive Achromatic Coating.





INTERCHANGEABLE XK FINDERS

Plain Finder

The meter-less Plain Finder displays both shutter speed and lens F stop. It presents a clear, unobstructed view of the entire subject area for quick, accurate focusing and composition. Most eyeglass wearers will be able to see from side to side without eye movement.

Type: Eye-level pentaprism

Magnification: 0.8x with 50mm lens

Visible in finder: Shutter speed and F-number

High-Magnification Finder

The entire field of view is magnified 6.20 times with this finder which is particularly suitable whenever extremely critical fine focusing is necessary, as in close up and photomacrography. The High-Magnification Finder has a rubber cushioned eyepiece with a built-in dioptric adjustment for individual eyesight.

Type: Viewfinder that magnifies entire field of view

Lenses: 4 elements in 3 groups

Magnification: 6.20x

Dioptric adjustment: +3 to -5 diopters

Waist-Level Finder

This finder is especially useful for candid photography, when the XK is held aloft or at low angles, and in the many other situations which call for right-angle viewing. The folding hood opens for viewing and a magnifier flips into position for fine focusing.

Type: Waist level, with folding hood and built-in, swing-out magnifier

Magnification: With magnifier: 1x (life size) - 1.2 diopters

INTERCHANGEABLE XK FOCUSING SCREENS

14


For use with the XK, Minolta offers nine different focusing screens. This choice satisfies varying personal preferences for general photography in addition to offering solutions to more difficult focusing tasks.

A special screen can be selected


which provides an ultra bright view. Another is designed for extreme high magnification applications.

The standard "Type P" screen, normally supplied with XK finders, permits quick and accurate split-image focusing.


Type P




Type M



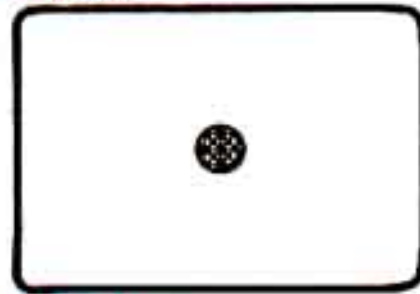
Type PM




Type G




Type C1



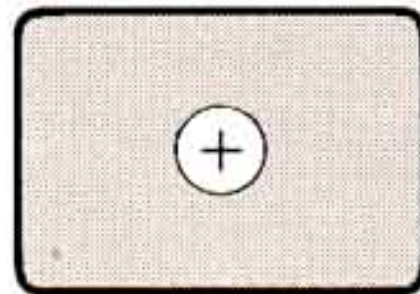
Type C2





Type C3



Type H



Type S





THE MINOLTA XK BODY AND AUTO ELECTRO FINDER PART BY PART

Meter Coupler

Follows coupling lug on MC Rokkor-X Lenses.

Stainless Steel Bayonet Lens Mount

Steel flange guarantees a lasting precision fit between lens and camera.

Self-Timer Lever

Releases shutter after 6 to 10 seconds' delay.

Synchronization Terminal

Cord contact flash units synchronize with the XK shutter through this terminal.

Auto-Senswitch

Responds to your hand as you grasp the camera, switching on the Auto-Exposure circuitry.

Mirror Lock-Up/Depth-of-Field Preview Button

Full aperture metering pushed in, depth of field preview or stop-down metering in outer position. Twisting locks mirror up.

Synchronization Selector Switch

Adjustment for either X or FP synchronization.

Battery Checker

When batteries have ample strength, light glows as lever switch is depressed.

Finder Power Switch


This auxiliary switch is used to turn power on off when Auto-Senswitch is not employed for remote operation.


Finder Release Button

Permits removal of both finder and focusing screen.

Eyepiece Shutter Control

Turning the eyepiece shutter control dial opens or closes the viewfinder shutter.



**Scale Illumination Window**

Light entering this window illuminates shutter speed scale which is displayed inside finder.

Compensation Factor Selector

Alters meter sensitivity to compensate for certain focusing screens and lenses.

Film Speed Selector

The Minolta XK is capable of accepting films ranging from ASA 12 to ASA 6400.

Long Exposure Selector Lever

For manual selection of electronically timed speeds from 2 to 16 seconds.

Shutter Speed/Function Selector

"Auto" signifies automatic mode. "X" is for flash synchronization. All other positions are used in combination with match-needle/manual mode.

Auto-Exposure Override Control

Manually adjusts automatic exposure, stepless from 2EV under to 2EV over the metered value.

Film Advance Lever

Comfortably cushioned lever swings out 20° before engagement. A further 110° stroke advances film and cocks shutter.

Accessory Mount

Accepts adapter for cordless and cord contact flash units, etc.

Mount Lock

Secures accessories on mount.

Flash Contact


Contact point for cordless flash units.

Battery Chamber

Accepts two silver-oxide batteries powering both shutter and exposure-control system.

Film Advance Release Button

Releases film for rewinding or to cock shutter for multiple exposures without advancing film.



ROKKOR-X LENSES: 16 TO 1600 MILLIMETERS

XK owners have a selection of uncompromising optics from which to choose. All 25 Rokkor-X Lenses are pure Minolta from beginning to end. A fact which becomes unique when you realize that most camera makers rely on independent lens suppliers.

Minolta, a rare exception, does not.

All Rokkor-X Lenses are computer-designed by Minolta exclusively for Minolta cameras. The glass that goes into each Rokkor-X is made from a highly classified Minolta formula. Even the Achromatic Coating is exclusive. This lens treatment checks flare, captures colors faithfully, and passes virtually the entire light spectrum.

The complete collection of Rokkor-X Lenses provides the accomplished photographer with an impressive number of alternative viewpoints.

Of seven wideangle lenses, the 16mm Rokkor-X presents a fisheye outlook of the world. It is also exceptionally fast at F2.8 and does not vignette your subject. There is a bellows Rokkor-X and two Macros. Two automatic diaphragm Rokkor-X Zooms are each highly compact and lightweight with smooth, one-hand zooming and focusing. And of the ten remaining telephoto lenses, two take advantage

of the folded optical path design. These very long Rokkor-X's 800mm, and 1,600mm—enable the well-experienced photographer to work with tremendous focal lengths in the relatively compact mirror reflex configuration.

Extending total, unhampered creative control, the Rokkor-X range of lenses is comprehensive and complete.

16mm F2.8 MC FISHEYE ROKKOR-X
21mm F2.8 MC W ROKKOR-X
24mm F2.8 MC W ROKKOR-X
28mm F2.5 MC W ROKKOR-X
28mm F3.5 MC W ROKKOR-X
35mm F1.8 MC W ROKKOR-X
35mm F2.8 MC W ROKKOR-X
50mm F1.4 MC ROKKOR-X
50mm F1.7 MC ROKKOR-X
58mm F1.2 MC ROKKOR-X
85mm F1.7 MC ROKKOR-X
100mm F2.5 MC TELE ROKKOR-X
135mm F2.8 MC TELE ROKKOR-X
135mm F3.5 MC TELE ROKKOR-X
200mm F3.5 MC TELE ROKKOR-X
200mm F4.5 MC TELE ROKKOR-X
300mm F4.5 MC TELE ROKKOR-X
300mm F5.6 MC TELE ROKKOR-X
800mm F8 RF ROKKOR-X
1600mm F11 RF ROKKOR-X
80-200mm F4.5 MC ZOOM ROKKOR-X
100-500mm F8 MC ZOOM ROKKOR-X
50mm F3.5 MC MACRO ROKKOR-X
100mm F3.5 MC MACRO ROKKOR-X
100mm F4 AUTO BELLOWS ROKKOR-X

THE MINOLTA XK SYSTEM

The XK has an astonishing number of accessories and attachments to back it up. It is a system that can involve you as deeply as you could ever wish in every conceivable aspect of photography.

Close-up Photography

Photography at extremely close range reveals fascinating new perspectives of the commonplace subject through magnification. It can be fraught with difficulties when it comes to determining exposure. The XK's electronic exposure control eliminates virtually all

of these problems. Close-up photography with the XK is now easier than ever to handle as the camera produces precise exposure automatically.

In the close-up category Minolta has a wide variety of accessories to choose from. Two bellows attachments are available, one of which allows automatic diaphragm operation. Both accept a macro stand plus a slide and strip-film copier device. In addition, Minolta offers meter coupled extension tubes, various viewing and focusing aids, a microscope adapter, copy stand, and all manner of close-up equipment.

Automatic Flash

Versatility and automation are the standout features of two Minolta electronic flash units. Once and for all they entirely eliminate flash failure and flash guesswork.

Both units automatically adjust flash duration according to all conditions as needed. Special Thyristor circuits regulate power to emit the lowest possible charge necessary for the flash burst required. Often this can result in a shorter recycling time and longer battery life. And both have an adjustment allowing you to use a variety of lens apertures—F2.8 to F11 or F4 to F11. No flash system before has offered this



combination.

With a guide number of 148 at ASA 100, the powerful bracket-mount Auto-Electroflash 450 is free to tilt for bounce techniques, or it may be removed from the camera for angle lighting. Automatic operation remains unimpeded as an independent silicon blue cell attached to the camera regulates the unit.

The flash dispersion angle may be altered to accommodate wide angle lenses, in which case the guide number changes to 66. The user may choose from three different power sources.

The Auto-Electroflash 200 is cordless

and attaches to the XK via a "hot shoe" adapter. The unit has a guide number of 66, at ASA 100.

Additional Accessories

Still more accessories are available from Minolta. There's a full complement of Minolta filters for example, and such items as a panorama head and cable release. Advanced Minolta meters aid light interpretation in situations where selective, precision measurement is critical. In fact, the extent of the Minolta XK System is virtually as great as your own imagination.



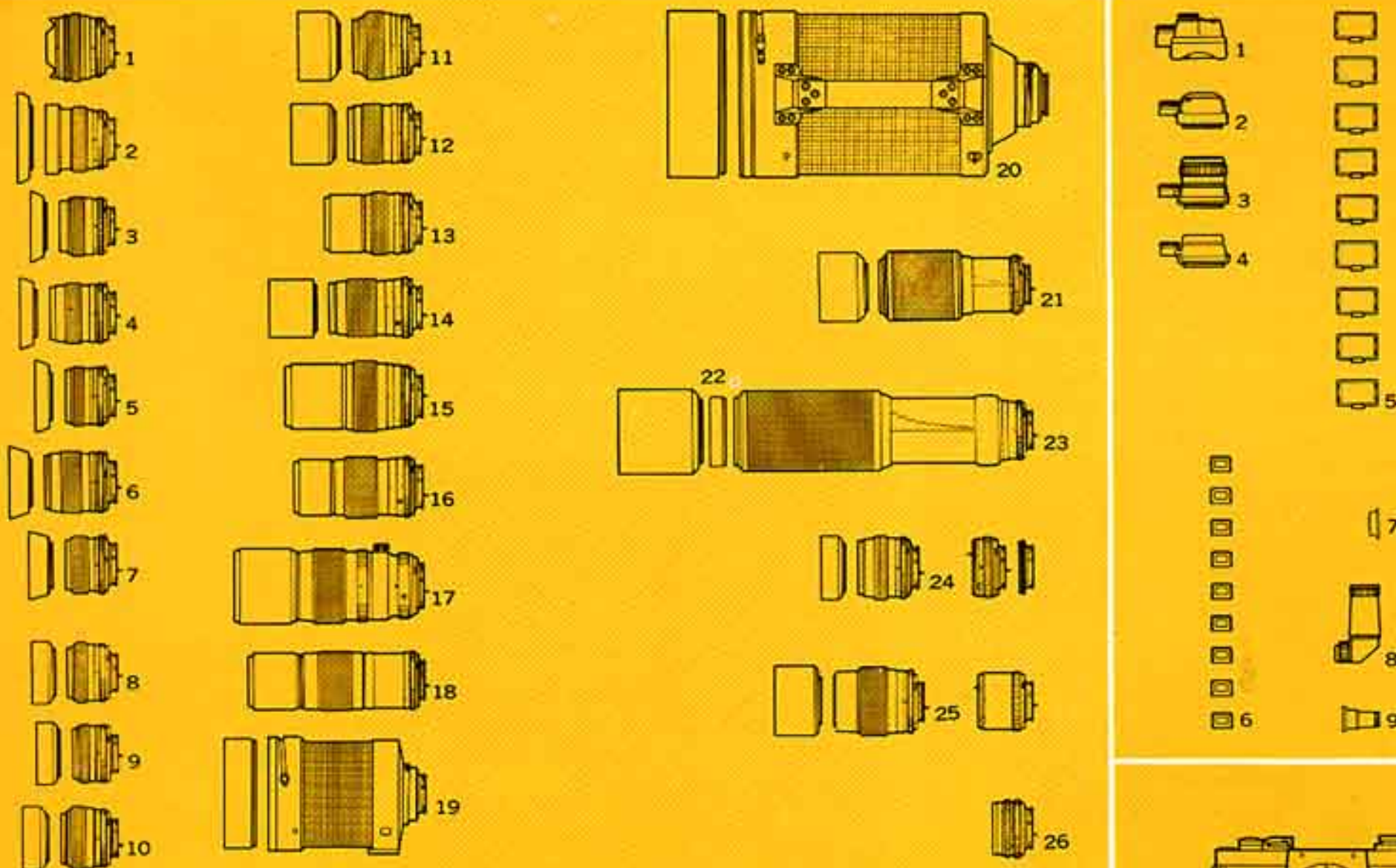
THE MINOLTA XK SYSTEM

ROKKOR-X LENSES

- | | |
|----------------------------------|------------------------------------|
| 1. 16mm F2.8 MC FISHEYE ROKKOR-X | 14. 135mm F3.5 MC TELE ROKKOR-X |
| 2. 21mm F2.8 MC W ROKKOR-X | 15. 200mm F3.5 MC TELE ROKKOR-X |
| 3. 24mm F2.8 MC W ROKKOR-X | 16. 200mm F4.5 MC TELE ROKKOR-X |
| 4. 28mm F2.5 MC W ROKKOR-X | 17. 300mm F4.5 MC TELE ROKKOR-X |
| 5. 28mm F3.5 MC W ROKKOR-X | 18. 300mm F5.6 MC TELE ROKKOR-X |
| 6. 35mm F1.8 MC W ROKKOR-X | 19. 800mm F8 RF ROKKOR-X |
| 7. 35mm F2.8 MC W ROKKOR-X | 20. 1600mm F11 RF ROKKOR-X |
| 8. 50mm F1.4 MC ROKKOR-X | 21. 80-200mm F4.5 MC ZOOM ROKKOR-X |
| 9. 50mm F1.7 MC ROKKOR-X | 22. Close-Range Attachment |
| 10. 58mm F1.2 MC ROKKOR-X | 23. 100-500mm F8 MC ZOOM ROKKOR-X |
| 11. 85mm F1.7 MC ROKKOR-X | 24. 50mm F3.5 MC MACRO ROKKOR-X |
| 12. 100mm F2.5 MC TELE ROKKOR-X | 25. 100mm F3.5 MC MACRO ROKKOR-X |
| 13. 135mm F2.8 MC TELE ROKKOR-X | 26. 100mm F4 AUTO BELLOWS ROKKOR-X |

FINDERS AND FOCUSING SCREENS

1. Auto Electro Finder
2. Plain Finder
3. High-Magnification Finder
4. Waist-Level Finder
5. Focusing Screens (9 types)
6. Eyepiece Correction Lenses (No. 1-No. 9)
7. Rubber Eyecup
8. Angle Finder V
9. Magnifier V



Minolta XK

CLOSE-UP EQUIPMENT

1. Macro Stand
2. Slide Copier
3. Auto Bellows I
4. Accessory Holder
5. Focusing Rail
6. Connector
7. Bellows III
8. Close-Up Lens No. 0
9. Close-Up Lens No. 1
10. Close-Up Lens No. 2
11. MC Auto Extension Tube Set (3 tubes)
12. Extension Tube Set II (5 tubes)
13. Copy Stand II
14. Microscope Photo Unit II
15. Microscope Adapter
16. Oscilloscope Photo Unit II

FLASH ACCESSORIES

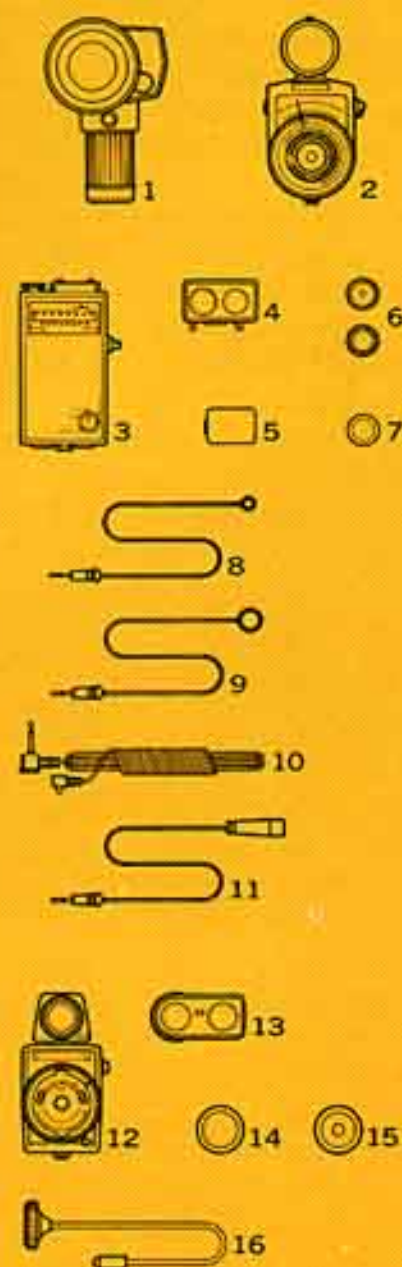
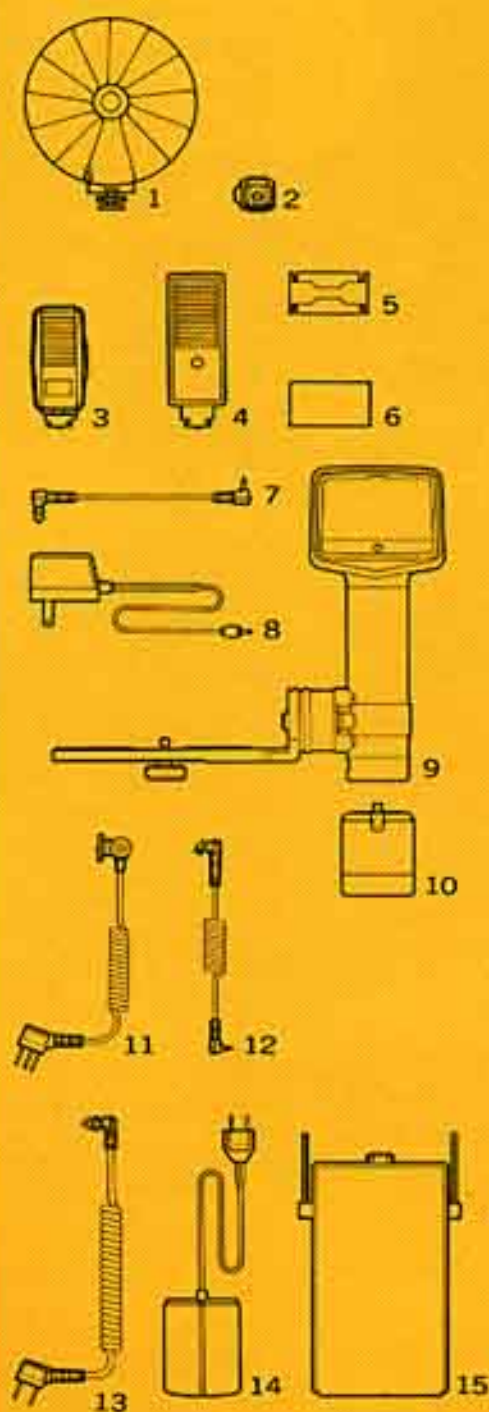
1. Deluxe III Flash Gun
2. Accessory Hot Shoe
3. Electroflash S
4. Auto Electroflash 200
5. Alkali Manganese battery cartridge
6. Ni-Cd battery cartridge
7. Sync. cord
8. Nicad-battery charger
9. Auto Electroflash 450
10. Battery cartridge for alkaline and Ni-Cd batteries
11. Separate sensor
12. Sensor sync. cord
13. Sync. cord
14. Nicad-battery charger
15. 510v battery pack

METERS

1. Auto-Spot 1"
2. Color Meter
3. Flash Meter
4. Reflected-Light Attachment
5. Accessory Connector Shoe
6. ND Filters
7. Incident-Light Diffuser
8. Micro-Disk Receptor 1H
9. Micro-Disk Receptor 2H
10. Sync. Cord
11. Pinpoint Receptor
12. Autometer Professional
13. Reflected-Light Attachment
14. Disk-Type Diffuser
15. Spot Mask Attachment
16. Pinpoint Receptor

OTHER ACCESSORIES

1. Semi-Hard Case
2. Leather Neck Strap
3. Shoulder Pad
4. Finder Case
5. Professional Gadget Bag
6. Flexible Lens Pouch
7. Lens Cap
8. Lens Rear Cap
9. Body Cap
10. Panorama Head
11. Cable Release
12. Filters



SPECIFICATIONS

Type

Interchangeable-finder-type
35mm single-lens reflex with electronic
focal-plane shutter.

Lens Mount

Stainless steel Minolta bayonet,
54° rotating angle.
Standard lenses: MC Rokkor-X 58mm F1.2,
50mm F1.4, or 50mm F1.7.

Shutter

Electronically controlled focal-plane
type with titanium curtains and
two mechanically controlled settings.
Electronic speeds: 16 to 1/2000 second
in steps, 4 to 1/2000 second continuously
variable.

Mechanical settings: X (1/100 sec.) and B.
Power source: Two 1.5v silver-oxide
batteries (Mallory MS-76, Eveready S-76,
or equivalent), Film advance locks
when voltage is insufficient.

Viewfinder

Interchangeable type showing 98% of
area appearing on film.
Type P focusing screen supplied
as standard, interchangeable with
8 other screen types.

Film Advance

Lever type, single-or multiple-stroke,
110° winding angle after 20° unengaged
movement, exposure counter resets
automatically when camera
back is opened.

Multiple Exposures

Possible with film-advance release.

Mirror

Oversize, quick-return type, with
lock-up device, no image cutoff even
with extreme telephotos
(PO value: 140mm).

Self-Timer

Lever type, variable operating
time approximate 6 to 10 seconds.

Flash Synchronization

X contact: 1/100 (X) and longer stepless

and step speeds.

FP contact: All step speeds through 1/2000
second, single terminal in threaded
socket with X/FP switch, direct contact
on accessory mount for cordless
flashguns.

Auto Electro Finder

Eye-level pentaprism with built-in
meter and automatic electronic and match-
needle/manual exposure-control apparatus.

Circuits

Memory and other IC circuits.

Visible in Finder

F-number, shutter-speed/function scale,
meter/indicator needle, speed/function
bar, LED exposure warning signal.

Exposure Meter

Built-in TTL CLC with 2 CdS cells for full-
aperture metering with MC Rokkor-X Lenses,
stop-down metering with other than
MC lenses.

Measuring Range

EV 1 to EV 17 (e.g., 1 second at F1.4
to 1/2000 at F8 with F1.2 lens) at ASA 100.

Film-Speed Range

ASA 12 to 6400.

Shutter Speed/Function Dial

X, B, 1, 2, 4, 8, 15, 30, 60, 125, 250,
500, 1000, 2000 and AUTO.

Auto-Exposure Override

-2 EV to +2 EV stepless manual control.

Compensation Scale

-0.5 EV to +3.5 EV in half-step graduations.

Power Source

2 silver-oxide batteries (shared use).
Auxiliary power switch is also provided.

Other

Built-in Auto "Senswitch" turns on finder.
Battery checker.
Film load reminder.

Over-all Dimensions

109.5mm x 48mm x 147.5mm (4 $\frac{5}{16}$ " x 1 $\frac{5}{16}$ " x 6")

Weight

895g (31 $\frac{1}{2}$ oz.) without lens

Specifications subject to change without notice.



Minolta

Minolta Camera Co., Ltd., 30, 2-Chome, Azuchi-Machi, Higashi-ku, Osaka, Japan
Minolta Corporation, 101 Williams Drive, Ramsey, New Jersey 07446, U.S.A.

©The Minolta Camera Co.
scanned by RED Bailey